



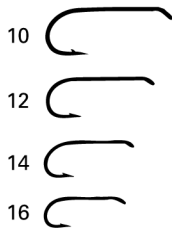
TROUT

DRY FLY HOOKS

E1A

HOOPER L/S 4X FINE DRY FLY HOOKS

Slightly longer shank dry fly hooks. (Also excellent for buzzers). Forged "Redditch" bend for extra strength. Bronze finish.



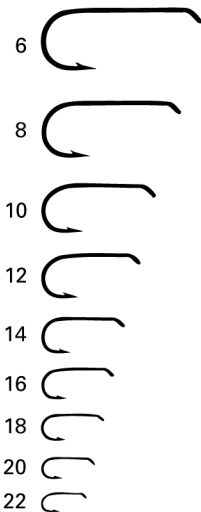
- SIZE / #10, 12, 14, 16, 18, 20, 22
- 25 本入り
- ¥1,860

YL3A

BLACK - WHITE SERIES

CAPTAIN HAMILTON DRY FLY HOOKS

The finest dry fly hook we have ever made. Almost round forged Hamilton bend. Wide gape.

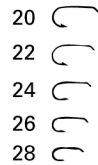


- SIZE / #8, 10, 12, 14, 16, 18, 20, 22
- 25 本入り
- ¥1,460

K1A

VINCE MARINARO MIDGE HOOKS

In about 1978 these hooks were very carefully developed with Vince Marinaro as the almost perfect hook for small dry fly patterns.



They were offset because Vince felt that they hooked better, and they had a down turned eye which he felt allowed him to move the fly on the water in the right way.

He strongly recommended tying them on with a turle knot which he believed did not lengthen the fly.

They have a Bronze finish and a wide gape.


- SIZE / #20, 22, 24, 26, 28
- 25 本入り
- ¥3,200

K3A

SWEDISH DRY FLY HOOKS

For all types of dry fly patterns normally tied upside down. The Swedish dry fly hooks were designed in Sweden by Nils Eriksson and Gunnar Johnson who were well known Swedish fly tyers. Partridge first made them in 1979.

Gary Lafontaine in his book "Caddis Flies" recommends them for a variety of Caddis (Sedge) dry fly imitations. Forged wide gape bend. Bronze finish.



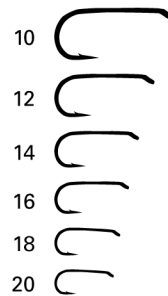
- SIZE / #10, 12, 14, 16, 18
- 25 本入り
- ¥2,320

TDH

FLASH POINT

THE DRY

The name says it all a perfect dry fly hook Finish Bronze.



- SIZE / #10, 12, 14, 16, 18, 20
- 25 本入り
- ¥2,070

K10

YORKSHIRE FLY BODY HOOKS

Special dry fly hook developed with Peter MacKenzie-Philips in the 1970s. Bronze finish.



Peter MacKenzie-Philips started his fly fishing business on the success of the Yorkshire Fly Body hooks. They captured the imagination of the fly tyers throughout the world and gave Peter a boost in 1973.

Slowly they lost their initial impact and it was not until they were slightly redesigned in 1991 that they became somewhat popular again. The redesign incorporated a larger hook which made it easier to hook and hold a fish. The Fly Body hooks are best used for upwinged dry flies or for hooked patterns.

The Yorkshire Fly Body hook will enable you to tie better balanced dry flies, with a better chance of hiding the hook.

Dressing flies on Fly Body hooks is a two stage operation. Put the hook in the vice with the eye to the left. Start the thread on the point of the body, and tie in the tails and body materials. Complete the body, working to the left, until the top of the shank is reached, tie a half-hitch and then take the hook out of the vice. Put the hook into the vice with the eye pointing to the right, and complete the fly in the normal way.

- SIZE / #10, 12, 14, 16
- 10 本入り
- ¥1,000

